

Los Angeles City College's

NUMBERS of the Week

U.S. Department of Education, College Scorecard Metrics

Data last updated August 3, 2021

STUDENT BODY

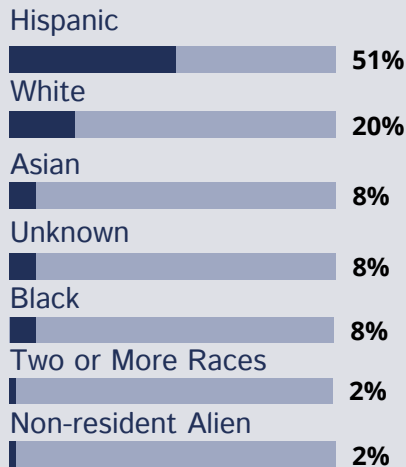
Full-Time



Pell Grant



Ethnicity

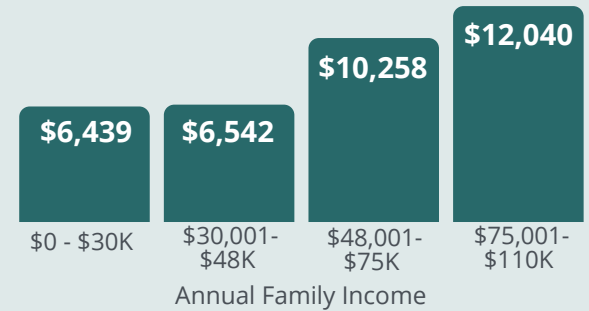


ANNUAL COSTS

\$6,716

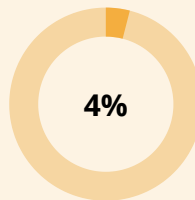
Overall Average
Annual Cost for
Students

Average Annual Cost by Family Income



FEDERAL FINANCIAL AID & DEBT

Student Receiving
Federal Loans



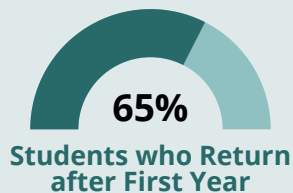
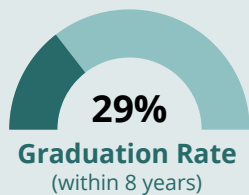
Median Total Debt
After Graduation

\$9,500
to
\$10,500

Typical Monthly
Loan Payment

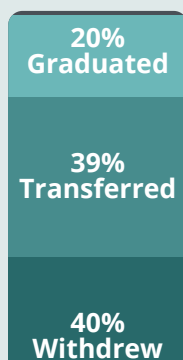
\$91
to
\$100

GRADUATION & RETENTION



Outcomes 8 Years After Attending

Out of
54,011
students...



1% Still
Enrolled

SALARY AFTER COMPLETING FIELD OF STUDY*

\$42,682

to

\$69,732

*Typical earnings in second year after graduation with the range of highest & lowest median earnings

Source: U.S. Department of Education, College Scorecard Metrics, <https://collegescorecard.ed.gov/>