

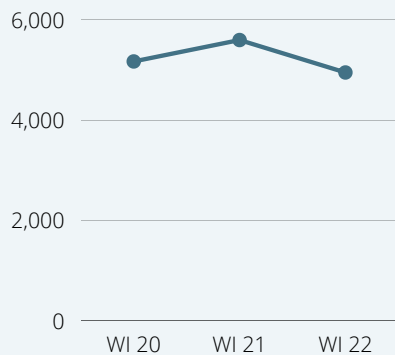
Los Angeles City College's

NUMBERS of the Week

Winter 2022: Credit Enrollment Comparison
(3-year census date comparison)

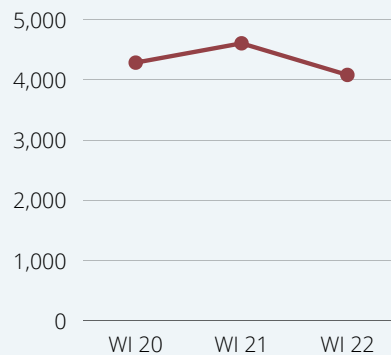
Enrollment

4,948 Compared to Winter 2020, enrollment has fallen by 220



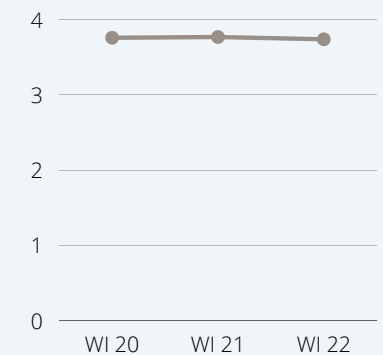
Headcount

4,083 Compared to Winter 2020, headcount has fallen by 204



Average LACC Units

3.74 Average units has remained stable since Winter 2020

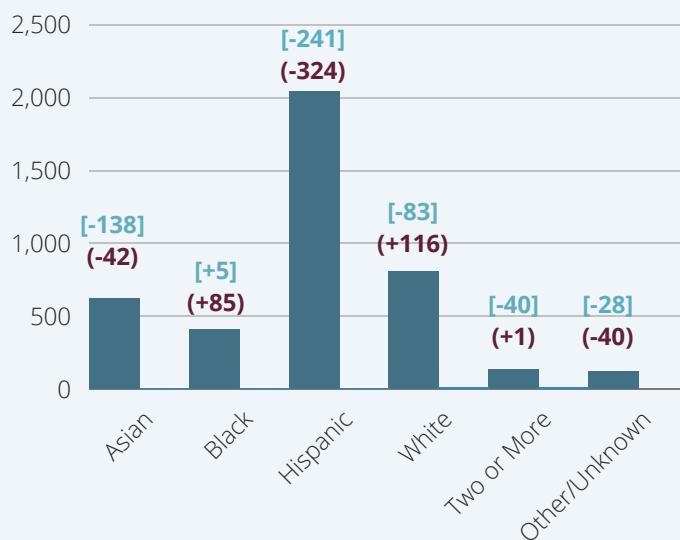


Winter 2022 Student Profile

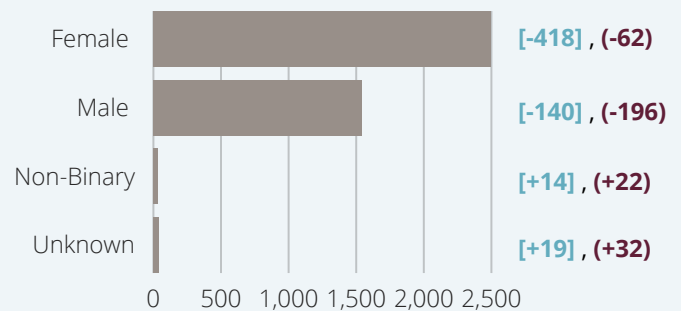
1-year change shown in brackets []

2-year change shown in parentheses ()

Ethnicity



Gender



Age Group

