

Los Angeles City College's


NUMBERS of the Week

U.S. Department of Education, College Scorecard Metrics

Data last updated May 2, 2022

STUDENT BODY

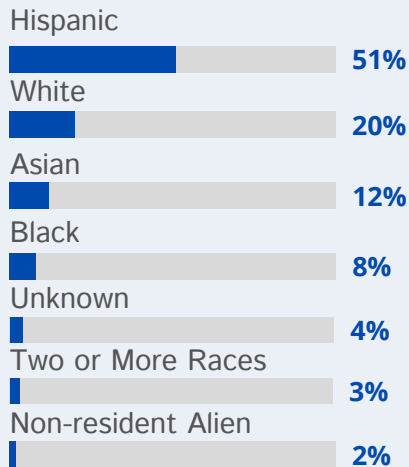
Full-Time



Pell Grant (first-time, full-time)



Ethnicity

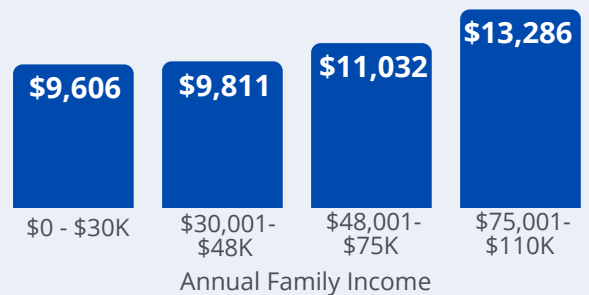


ANNUAL COSTS

\$9,768
Average Annual Cost

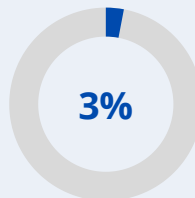
(Tuition, fees, living costs, books, and supplies minus average grants and scholarships for federal aid recipients)

Average Annual Cost by Family Income



FEDERAL FINANCIAL AID & DEBT

Student Receiving Federal Loans



Median Total Debt After Graduation

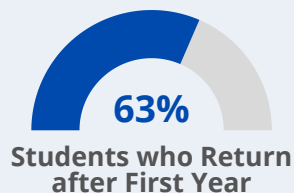
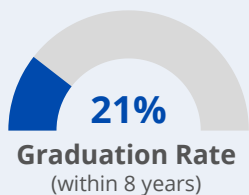
\$11,762

Typical Monthly Loan Payment

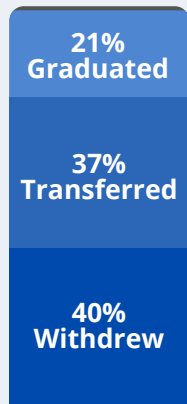
\$118

GRADUATION & RETENTION

Outcomes 8 Years After Attending



Out of 51,308 students...



← 1% Still Enrolled

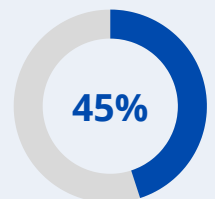
TYPICAL EARNINGS

(students who received federal aid)

Median Earnings

\$32,715

Percentage Earning more than a High School Graduate



Source: U.S. Department of Education, College Scorecard Metrics, <https://collegescorecard.ed.gov/>