

Los Angeles City College's

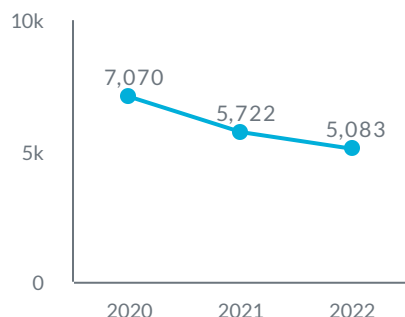
NUMBERS of the Week

Summer I 2022: Credit Enrollment Comparison

Enrollment

5,083

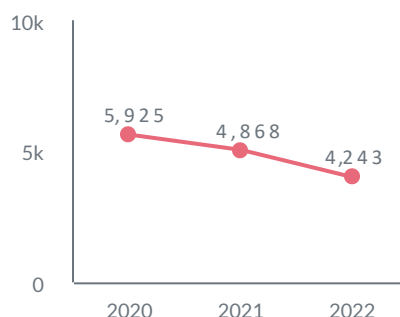
Down -639 compared to 2021 and -1,987 compared to 2022



Headcount

4,243

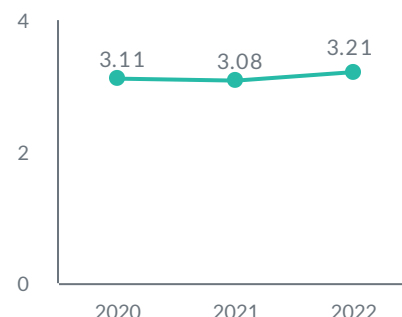
Down -625 compared to 2021 and -1,682 compared to 2022



Average LACC Units

3.21

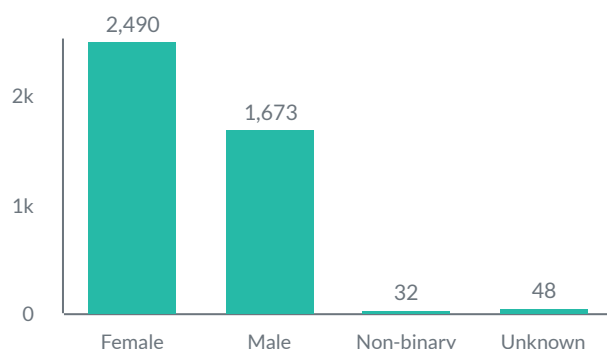
Up +0.13 compared to 2021 and +0.10 compared to 2022



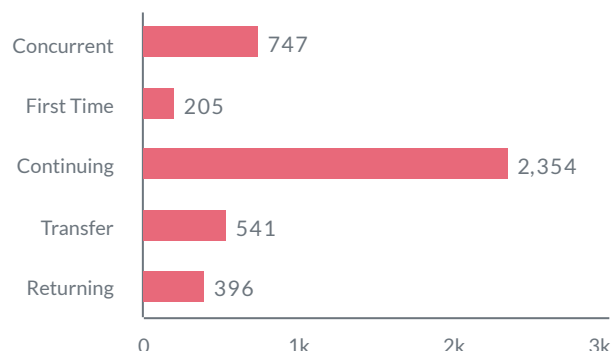
*Three-year relative day comparison. Data for Summer I 2022 is current as of 6/30/2022, Summer I 2021 is as of 7/1/2021, and Summer I 2020 is as of 7/2/2020. Counts include withdrawals.

Student Profile: Summer I 2022

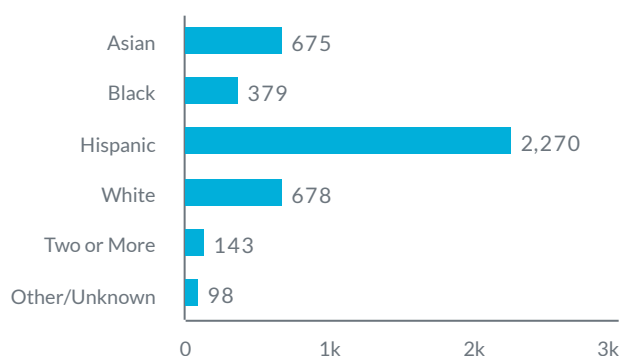
Gender



Enrollment Status



Ethnicity



Age Group

