

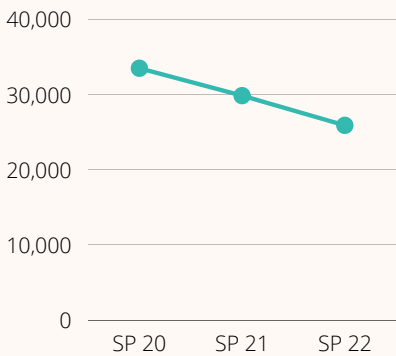
Los Angeles City College's

NUMBERS of the Week

Spring 2022: Credit Enrollment Comparison
(3-year census date comparison)

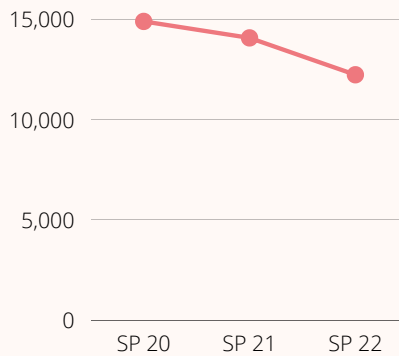
Enrollment

25,883 Compared to Spring 2020, enrollment has fallen by 7,590



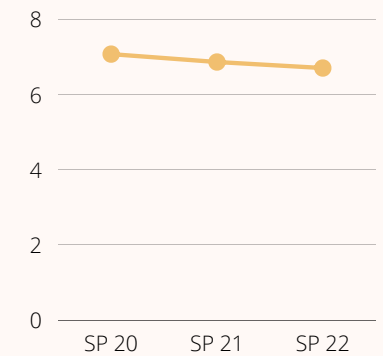
Headcount

12,227 Compared to Spring 2020, headcount has fallen by 2,659



Average LACC Units

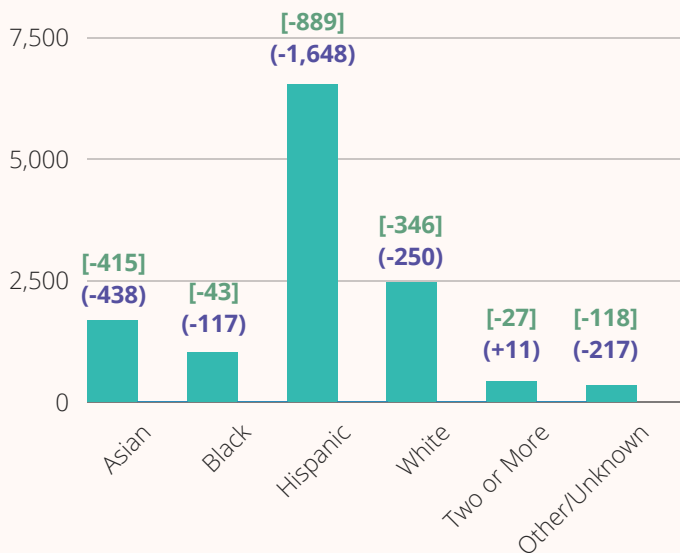
6.70 Compared to Spring 2020, average units has fallen by 0.37



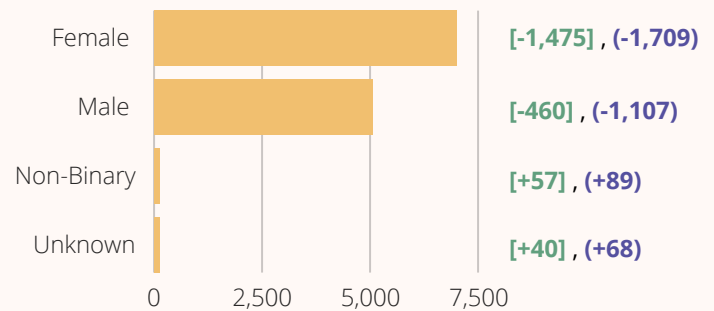
Spring 2022 Student Profile

1-year change shown in brackets []
2-year change shown in parentheses ()

Ethnicity



Gender



Age Group

